

Co-Curricular Activity Assessment Report 2021-2022

Student Organization Assessment

Student organizations were assessed by an annual survey (Appendix A) of students to evaluate student's perception of how effectively the organization supported the 5 Co-Curricular Learning Outcomes as well as supporting General Education outcomes.

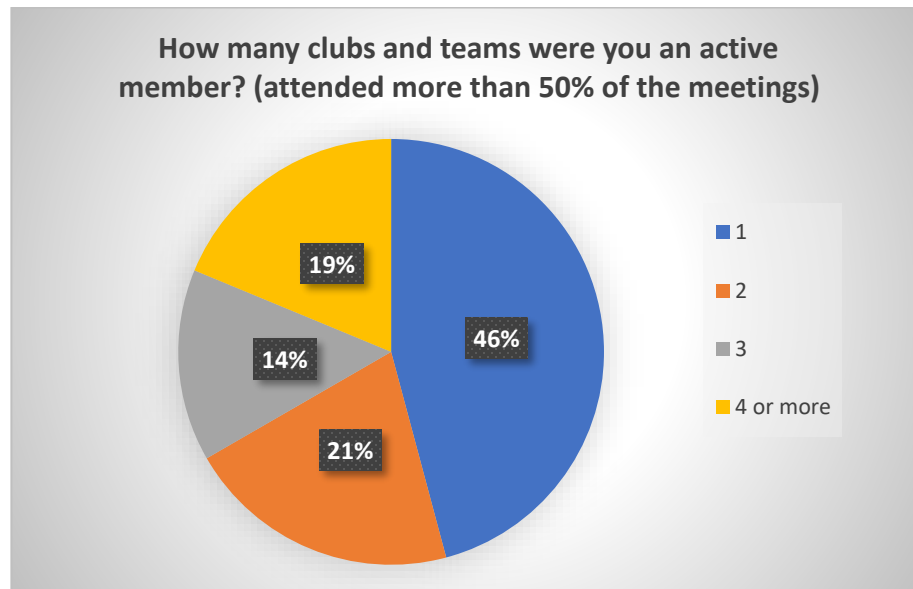
Co-Curricular Activity Outcomes

- 1) Prepares the student for a successful career in agriculture, veterinary technology, and related industries.
- 2) Provides the student a practical, applied, experiential learning experience.
- 3) Provides the student with interaction and support from agricultural industries and organizations.
- 4) Develops the student's personal integrity and responsibility.
- 5) Develops the student's respect for everyone's contributions, perspectives, and personal worth.

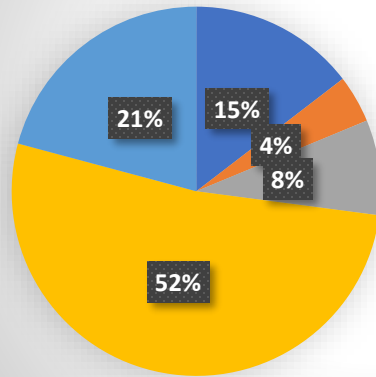
General Education Outcomes

- 1) Written Communication
- 2) Oral Communication
- 3) Quantitative Literacy
- 4) Problem Solving
- 5) Civic Engagement
- 6) Critical Thinking
- 7) Intercultural Knowledge and Competence

2022 Survey Results

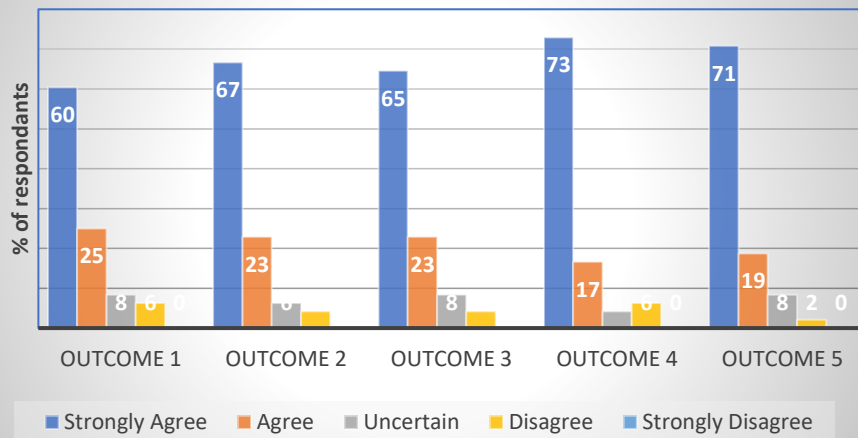


Indicate the level of your participation in the club you selected.

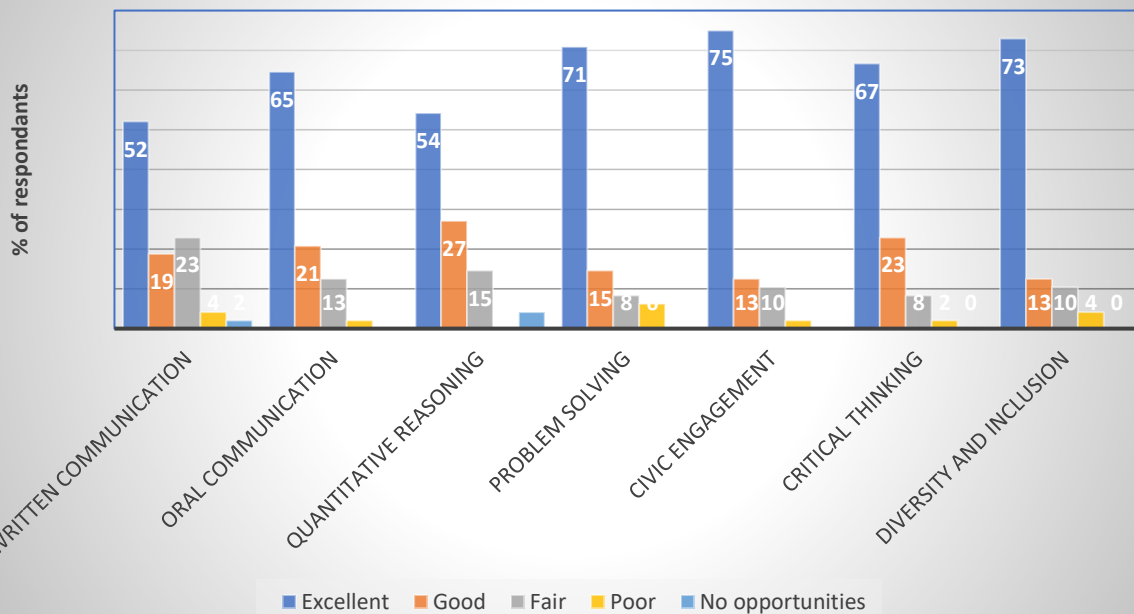


- Attended less than 25% of the meetings
- Attended 25 to 50% of the meetings
- Attended 50 to 75% of the meetings
- Attended 75 to 100% of the meetings
- Attended majority of meetings and held leadership position

Support of NCTA's Mission and Values



Support of NCTA General Education Outcomes



Responding students are very engaged in NCTA student organizations with over 50% of respondents actively participating in 2 or more organizations. Students consistently responded that NCTA organizations support the Co-Curricular learning outcomes that reflect NCTA’s mission and values with 80 to 90% of respondents selecting “Agree” or “Strongly Agree.” Additionally, 70 to 90% of respondents identified that organizations provided learning opportunities in our 7 General Education outcomes. Response rate represented about 50% of the students that were provided access to the survey. Casual observation of our students would estimate that a higher percentage of our students (60 to 70%) do participate at some level in a student organization or team.

Student Team Assessment

NCTA student competitive teams have been assessed since 2013 using the Course Student Learning Outcome structure, which includes the semesterly reporting template provided in Appendix B. Assessment results for these teams are summarized below.

Fall 2021 Semester

	AGR 1891 Crops Judging	ASI 1031/2031 Rodeo Seminar	ASI 1201 Shooting Sports	ASI 1222/2312 Livestock Judging	ASI 1241/1341 Ranch Horse	VTE 1111/2111 Stock Dog
# of Students	10	NA	20	8	16	18
% of course outcomes met	100%	NA	95%	100%	100%	73%

Spring 2022 Semester

	AGR 2891 Crops Judging	ASI 1031/2031 Rodeo Seminar	ASI 1201 Shooting Sports	ASI 1312/2332 Livestock Judging	ASI 1241/1341 Ranch Horse	VTE 1111/2111 Stock Dog
# of Students	10	NA	15	7	17	11
% of course outcomes met	100%	NA	100%	100%	100%	77%

Students are meeting team learning outcomes at a very high level overall. The Rodeo team went through a coaching change and thus data were unfortunately not collected for this academic year. The new coach has been informed of his assessment responsibilities and data collection will hopefully return in 2022-23. Stock Dog team documented that changes in dog requirements would be added in 2022-23 to assist with overcoming some of the deficiencies. Overall, teams are well recognized and respected on their competing circuits and student members are highly engaged in the learning opportunities provided.

Appendix A - Assessment Survey for Student Organizations

How many clubs and teams were you an active member? (attended more than 50% of the meetings)

- 1
- 2
- 3
- 4 or more

Indicate the level of your participation in this activity.

- None
- Attended less than 25% of meetings
- Attended 25 to 50% of meetings
- Attended 50 to 75% of meetings
- Attended 75 to 100% of meetings
- Attended majority of meetings and held leadership position

For each of the statements below, indicate how well the club supported the outcome statement.

(Drop down scale = strongly disagree, disagree, uncertain, agree, strongly agree)

- 1) Prepares the student for a successful career in agriculture, veterinary technology, and related industries.
- 2) Provides the student a practical, applied, experiential learning experience.
- 3) Provides the student with interaction and support from agricultural industries and organizations.
- 4) Develops the student's personal integrity and responsibility.
- 5) Develops the student's respect for everyone's contributions, perspectives and personal worth.

For each of the statements below, indicate how well the club provided learning in the subject.

(Drop down scale = no opportunities, poor, good, very good, excellent)

- 1) Written communication
- 2) Oral communication
- 3) Numerical or quantitative reasoning
- 4) Problem solving
- 5) Civic engagement or community involvement
- 6) Critical thinking of issues and ideas
- 7) Awareness of diversity and inclusion

